

The priority of children's and youth ministry

Hear, O Israel: the Lord our God, the Lord is one.

Love the Lord your God with all your heart and with all your soul and with all your strength. These commandments that I give you today are to be on your hearts. Impress them on your children. Talk about them when you sit at home and when you walk along the road, when you lie down and when you get up.

Deuteronomy 6: 4-7

**Start children off on
the way they should go,
and even when they are old
they will not turn from it.**

Proverbs 22: 6

After that whole generation had been gathered to their ancestors, another generation grew up who knew neither the Lord nor what he had done for Israel.

Judges 2: 10

‘No good tree bears bad fruit, nor does a bad tree bear good fruit. Each tree is recognised by its own fruit. People do not pick figs from thorn-bushes, or grapes from briars. A good man brings good things out of the good stored up in his heart, and an evil man brings evil things out of the evil stored up in his heart. For the mouth speaks what the heart is full of.

Luke 6: 43-45

At what age did practising Christians come to faith

BEFORE THE AGE OF 5 40%

5 - 10 16%

11 - 18 19%

19 - 24 8%

25+ 8%

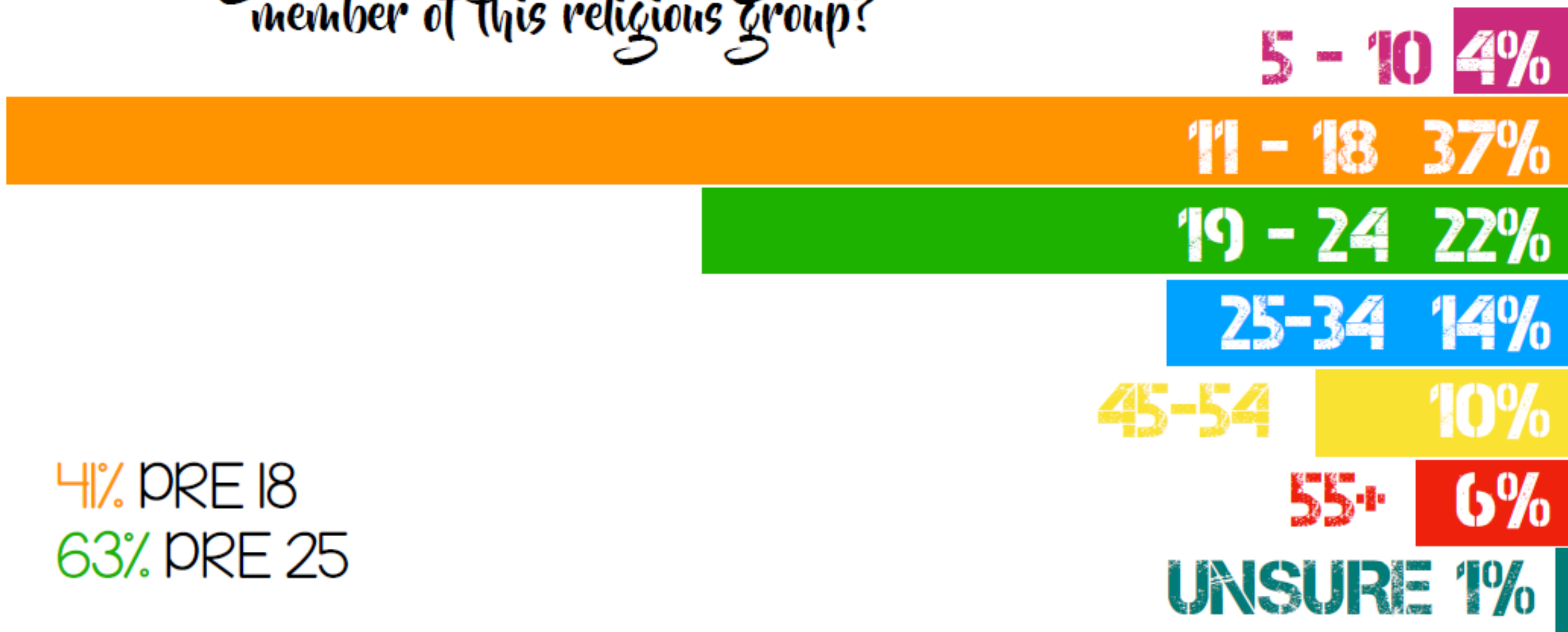
DON'T KNOW 9%

56% PRE 11

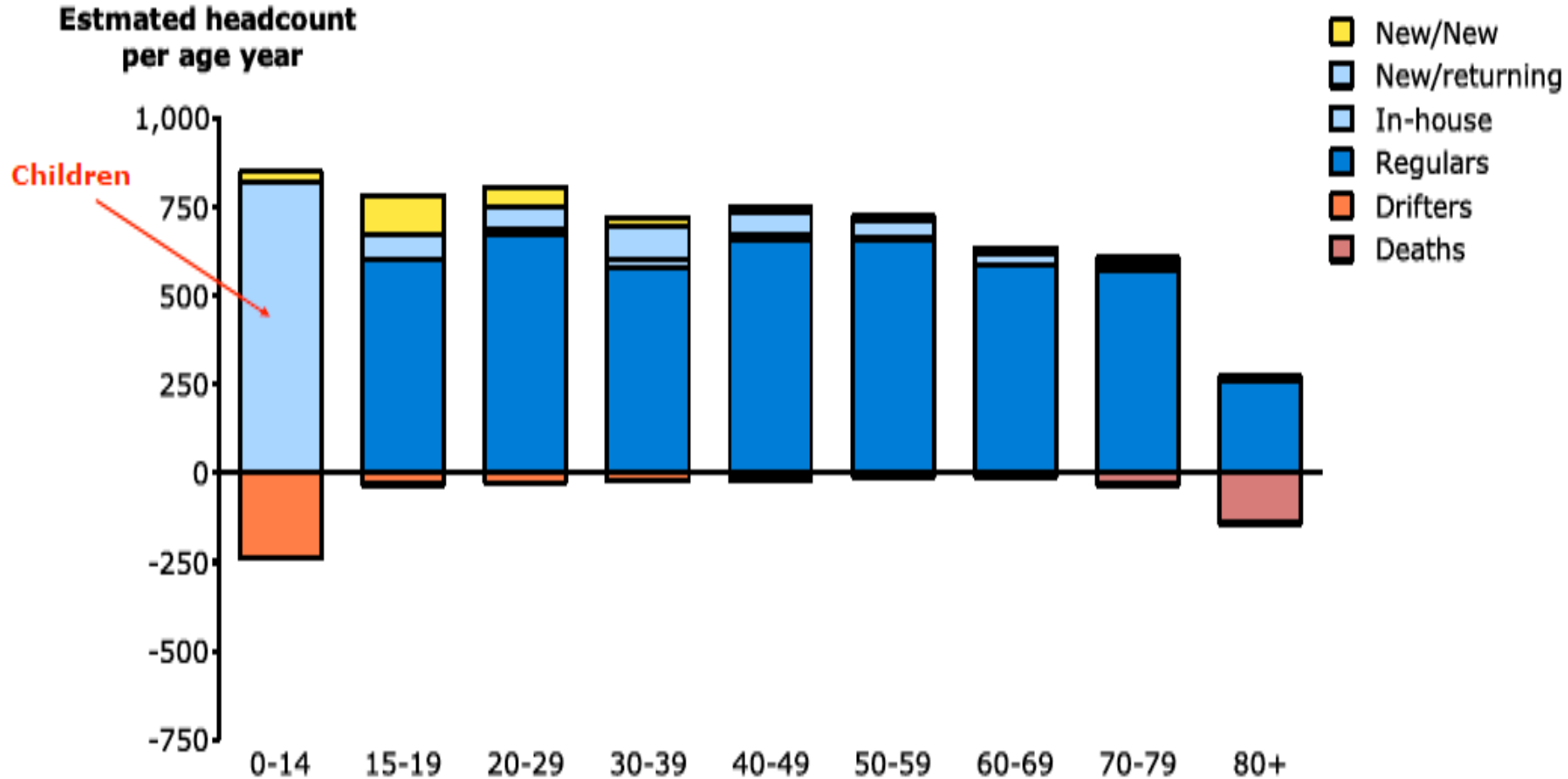
75% PRE 18

83% PRE 25

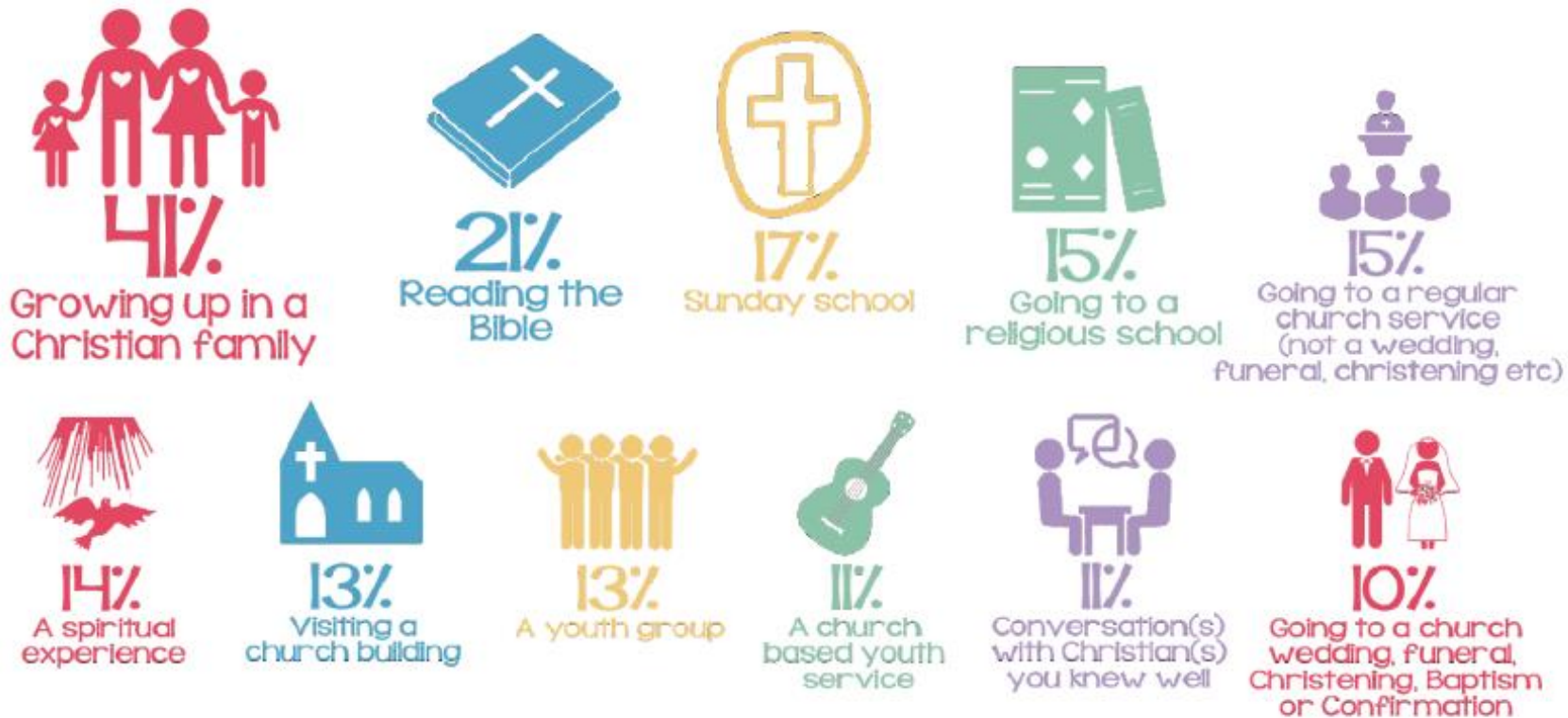
At what age did you stop considering yourself to be a member of this religious group?



Detailed analysis of the flow of members by age shows that most additions are the children of members; some leave in their teens but most return later with their children; there is little evidence of significant new additions among the adult population



When asked which two or three reasons were most important in bringing practicing young people to faith, family was the biggest influencer



Q32. When you think about the reasons you became a Christian which two or three of the following, if any, were most important for you?
Active Christians (n=262)



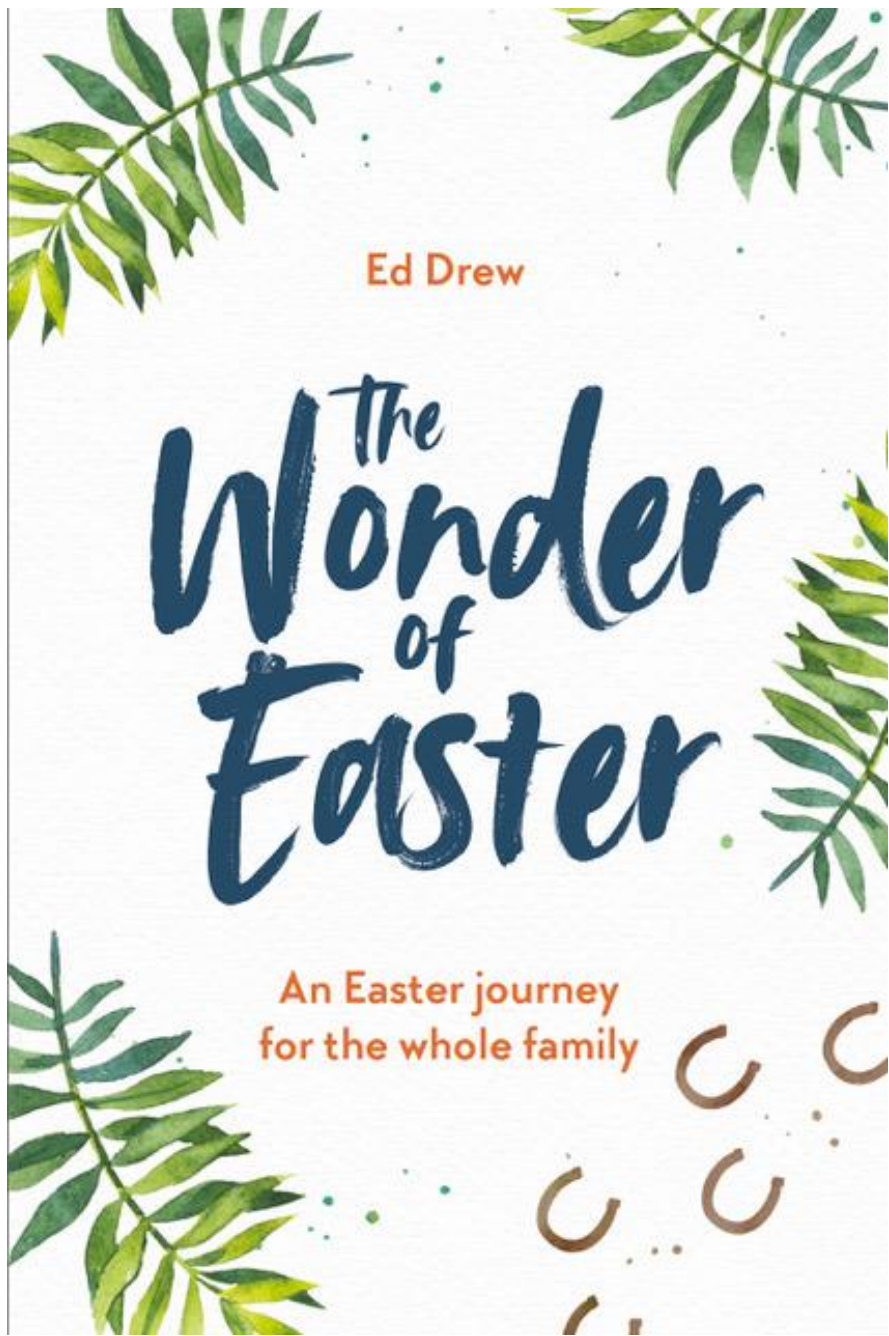


Average Child Sunday Attendance

Based on 10,522 who completed single-church statistics for mission returns 2016

Number of 0-16 year olds

0	3820	36.1%
1-5	3070	29.0%
6-10	1380	13.1%
11-15	760	7.2%
16-20	500	4.7%
20-25	330	3.1%
26-50	540	5.1%
51-100	140	1.3%
100+	30	0.3%



	Mon	Tue	Wed	Thu	Fri
Wk 1		Shrove Tuesday Get started early over a pancake!	Day 1 Lk 19 v 30, 35-40	Day 2 Zech 9 v 9-10	Day 3 Lk 19 v 45-48
Wk 2	Day 4 Lk 22 v 1-6	Day 5 Lk 22 v 7-16	Day 6 Lk 22 v 19-20	Day 7 Ex 12 v 21-28	Day 8 Lk 22 v 31-34
Wk 3	Day 9 Lk 22 v 39-42	Day 10 Lk 22 v 47-54	Day 11 Lk 22 v 54-62	Day 12 Lk 22 v 63-65	Day 13 Lk 22 v 66-23 v 1
Wk 4	Day 14 Lk 23 v 1-4	Day 15 Lk 23 v 13-14, 20-25	Day 16 Lk 23 v 32-34	Day 17 Is 53 v 5-7	Day 18 Lk 23 v 35-39
Wk 5	Day 19	Day 20			